



DAV PUBLIC SCHOOL BANKA

Near krishi Bhawan, Banka

SUMMER

Holidays



HOMEWORK

Name : _____

Class : _____

Submitted to : _____



Maths

Write the following numbers as words.

21	_____	36	_____
40	_____	14	_____
19	_____	38	_____
44	_____	9	_____
50	_____	37	_____

Read and circle the correct numbers.

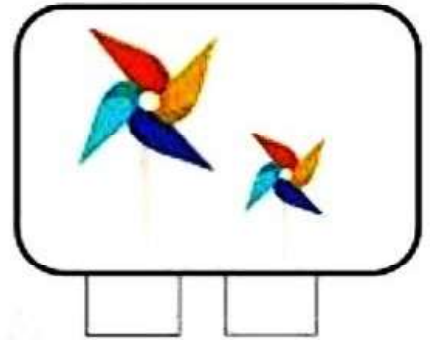


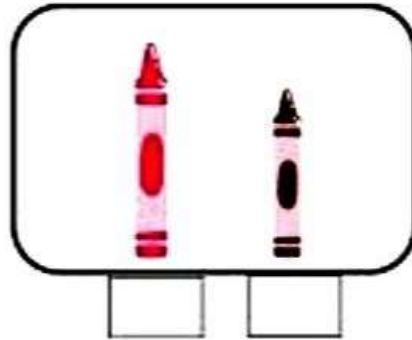
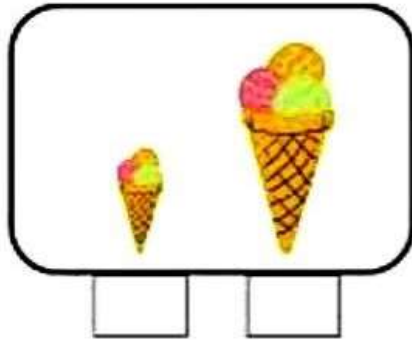
five	13	14	5	16	Thirty two	11	32	20	31
Twenty	12	14	18	20	Forty eight	41	36	23	48
Twenty six	13	15	26	17	Seventeen	16	17	18	19
Eleven	10	11	18	16	Thirteen	13	14	16	11
Forty	40	18	11	20	Ten	10	15	9	17

Circle the correct words to name the numbers. Then practice writing them

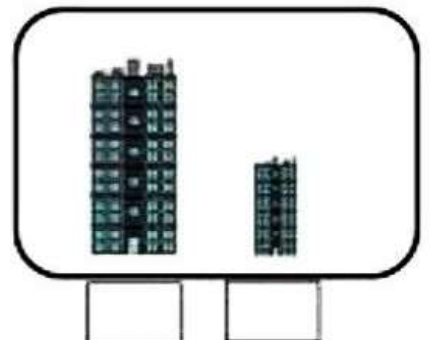
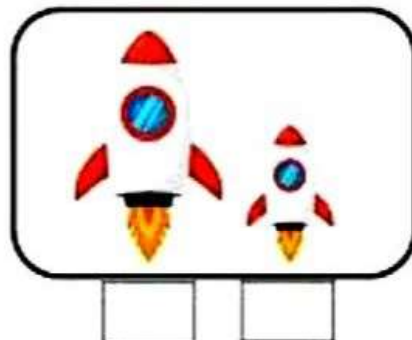

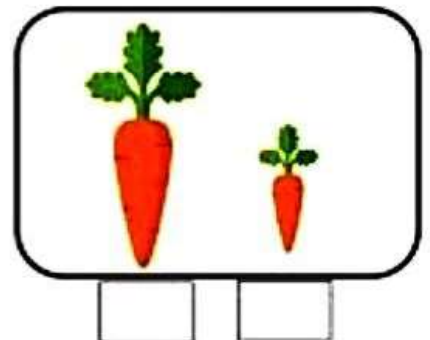
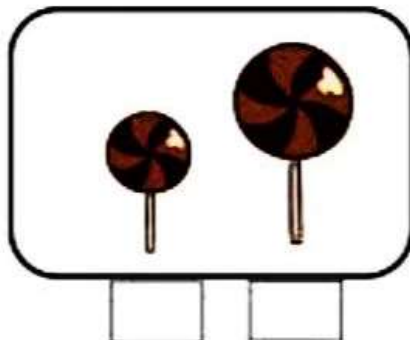
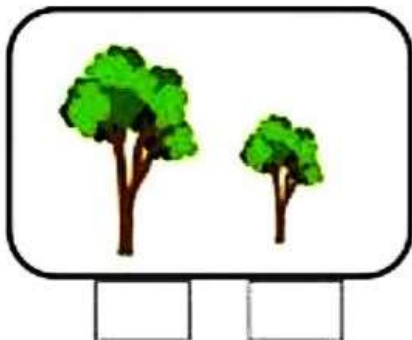
50	Forty-nine	Thirty-seven	Fifty	_____
13	three	thirteen	thirty	_____
26	Twenty-six	Twenty-five	Twenty	_____
15	five	fifteen	fifty	_____
41	Forty-one	Forty-four	forty	_____

Tall or short

Tick the taller one.

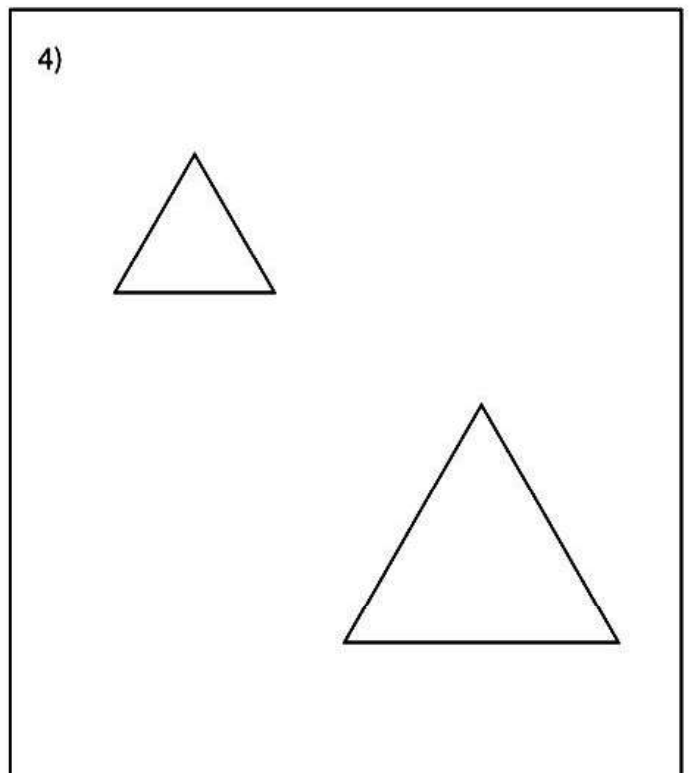
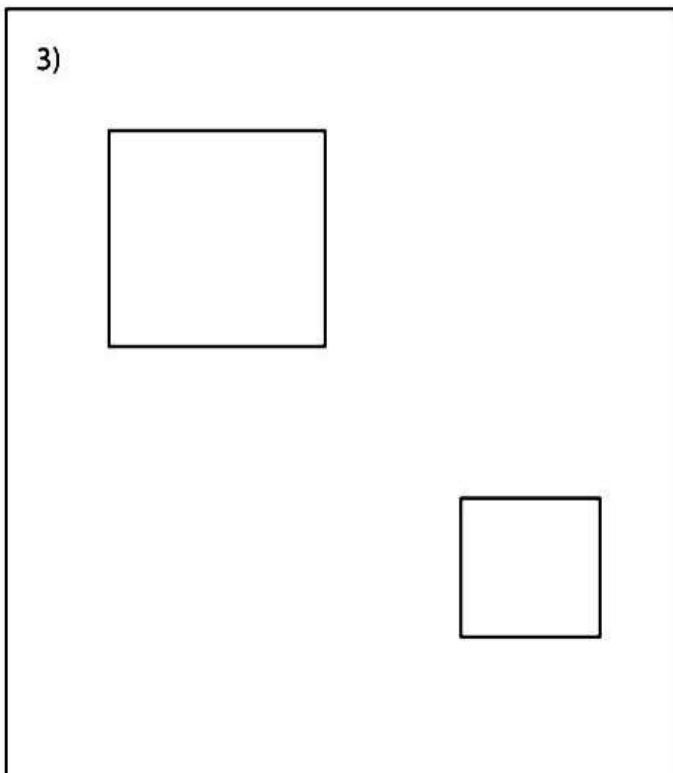

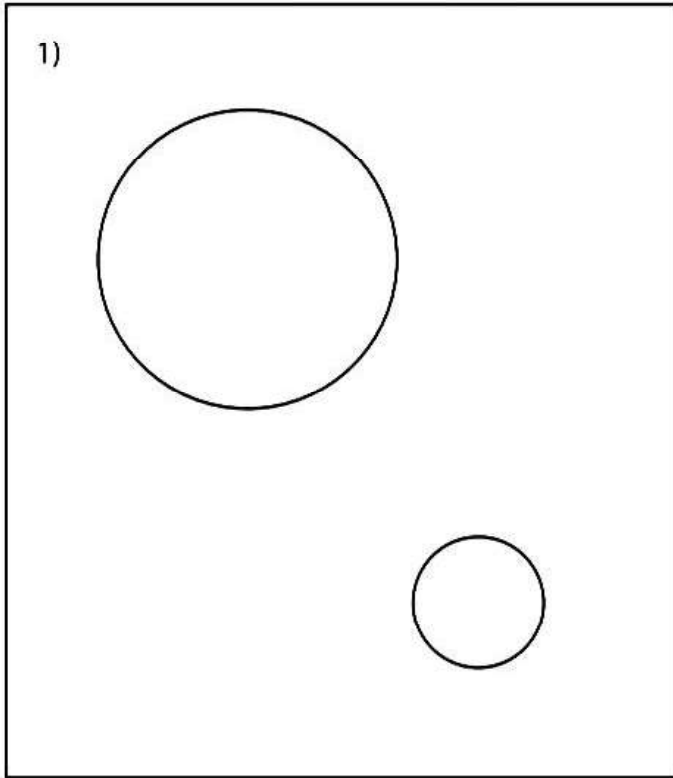


Tick the shorter one.




Big vs Small


Color the small shape **RED** and big shape **GREEN** in each section.



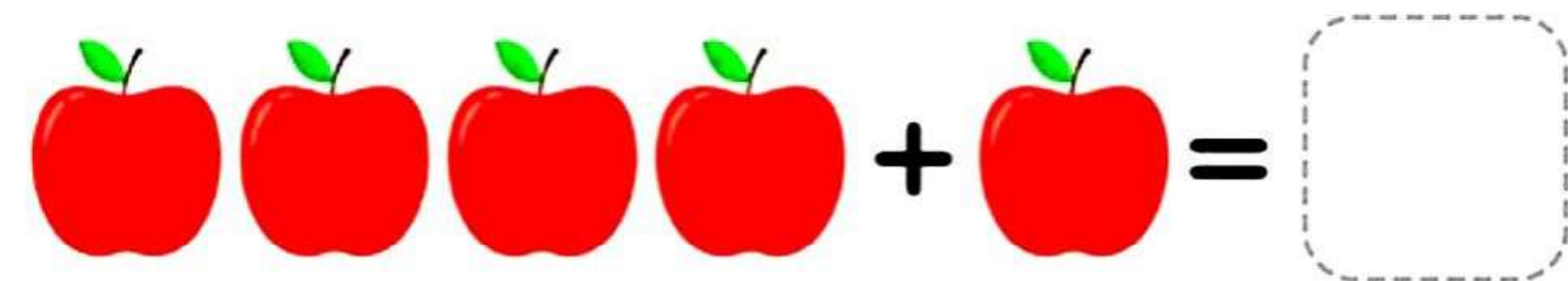
Add the items in each row. Cut and glue the correct number in the box.




2 apples + 3 apples =




1 apple + 2 apples =



4 apples + 1 apple =



2 apples + 2 apples =



1 apple + 1 apple =



2

5



4



3



5

Addition

Add the objects together and write the number.

 $+$  $=$

 $+$  $=$

 $+$  $=$

2 to 7 Multiplication Table

2	X	1	=	
2	X	2	=	
2	X	3	=	
2	X	4	=	
2	X	5	=	
2	X	6	=	
2	X	7	=	
2	X	8	=	
2	X	9	=	
2	X	10	=	

3	X	1	=	
3	X	2	=	
3	X	3	=	
3	X	4	=	
3	X	5	=	
3	X	6	=	
3	X	7	=	
3	X	8	=	
3	X	9	=	
3	X	10	=	

4	X	1	=	
4	X	2	=	
4	X	3	=	
4	X	4	=	
4	X	5	=	
4	X	6	=	
4	X	7	=	
4	X	8	=	
4	X	9	=	
4	X	10	=	

5	X	1	=	
5	X	2	=	
5	X	3	=	
5	X	4	=	
5	X	5	=	
5	X	6	=	
5	X	7	=	
5	X	8	=	
5	X	9	=	
5	X	10	=	

6	X	1	=	
6	X	2	=	
6	X	3	=	
6	X	4	=	
6	X	5	=	
6	X	6	=	
6	X	7	=	
6	X	8	=	
6	X	9	=	
6	X	10	=	

7	X	1	=	
7	X	2	=	
7	X	3	=	
7	X	4	=	
7	X	5	=	
7	X	6	=	
7	X	7	=	
7	X	8	=	
7	X	9	=	
7	X	10	=	

Englisht

Draw a line to match each picture with its opposite.



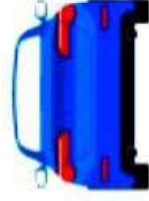
fast



cold



long




back



hot



night



front



slow



full



sad



day



short



happy







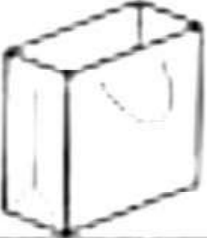

empty






Click, listen and write **ee** or **oo**



Word	Change it to	Write New word
cop		<hr/> <hr style="border-top: 1px dashed;"/> <hr/>
tap		<hr/> <hr style="border-top: 1px dashed;"/> <hr/>
map		<hr/> <hr style="border-top: 1px dashed;"/> <hr/>
hot		<hr/> <hr style="border-top: 1px dashed;"/> <hr/>
big		<hr/> <hr style="border-top: 1px dashed;"/> <hr/>
hat		<hr/> <hr style="border-top: 1px dashed;"/> <hr/>

COLOR BY NUMBERS





EVS

Worksheet

Myself

My name is _____.

I am _____ years old.

I am a _____ (boy/girl).

My birthday is on _____.

I study in class _____.

I live in _____.

I weigh _____ kilograms.

I love to eat _____.

I love to play _____.

My favourite cartoon is _____.

Colour me if you are a girl



Paste your photograph below:

When I was a baby


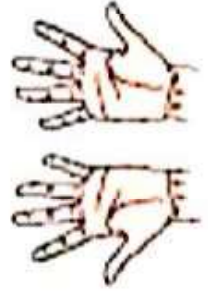
My latest photograph



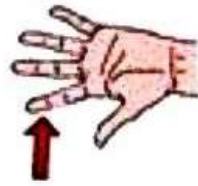
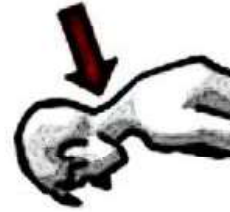

Match the objects you use to keep yourself clean.



Shampoo



How many of the following do we have?



My Five Senses



hand

mouth

ears

eyes

nose

I use my _____ to hear.

I use my _____ to smell.

I use my _____ to see.

I use my _____ to touch.

I use my _____ to taste.

ਦਿੱਖੀ

Worksheet



प्रश्न - सामान तुक वाले शब्दों को पहचानकर लिखिए -

नरम	करम	इधर	चयन	कटर
मगर	रसम	रडक	मरण	शहर

www.sandeeptarehli.com

1. चरण
2. नयन
3. परम
4. उधर
5. कसम
6. सड़क
7. लहर
8. अगर
9. मटर
10. गरम

1 स्वर – वर्णों को सही क्रम से लगाओ –

ओ ऐ इ अं उ अ ए औ ई अः ऊ ऋ आ

2 व्यंजन – वर्णों के वर्ग को सही क्रम में लगाओ –

त थ द ध न

च छ ज झ ञ

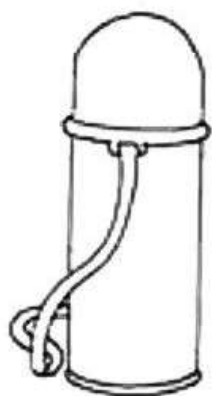
क ख ग घ ङ

ट ठ ड ढ ण



आओ ढूँढें।

अभ्यास कार्य



ग द न





प घ ट

श ल ग



थ म स

श र त



अ च न

ख म



ट म



प्रत्येक खाद्य पदार्थ की पहचान करें और वह स्वस्थ या अस्वस्थ है उस विकल्प पर निशान लगाएँ।



स्वस्थ
अस्वस्थ



स्वस्थ
अस्वस्थ



स्वस्थ
अस्वस्थ



स्वस्थ
अस्वस्थ



स्वस्थ
अस्वस्थ



स्वस्थ
अस्वस्थ



स्वस्थ
अस्वस्थ



स्वस्थ
अस्वस्थ



स्वस्थ
अस्वस्थ



स्वस्थ
अस्वस्थ



स्वस्थ
अस्वस्थ



स्वस्थ
अस्वस्थ



स्वस्थ
अस्वस्थ



स्वस्थ
अस्वस्थ



Instruction: चित्रों को शब्दों से मिलान करें।



- शहद
- मकान
- कमर
- सड़क
- नयन
- कमल

ACTIVITY

1. Draw and paste the 10 things that you used to keep your body clean In Scrap book.
2. Draw and paste the 5 sense organs and write their functions In Scrap book.
3. Draw or paste pictures of parts of computer In a chart paper

***Happy Summer Vacation to All ***

HAPPY SUMMER *Holiday*

